



MAIN FEATURES

- Emissions and immunity testing in a single, shielded environment
- Meets basic standard: IEC/EN 61000-4-20
- Meets standards for emissions testing: CISPR 14-1, IEC 61000-6-3 and IEC 61000-6-4 for EUTs without connected cables
- Ideal for design qualification and pre-certification
- Fields generated are largely homogeneous and simple to calculate
- Efficient power conversion requires smaller power amplifier
- Excellent VSWR over the entire frequency range - no need for measurement of reflected power

GTEM 750

GTEM cell for emissions and immunity testing

A GTEM (Gigahertz Transverse Electro Magnetic) cell is a test site for efficiently performing both radiated immunity and emissions testing in a single, controllable and shielded environment. Compared to other test sites, GTEM testing is faster with high accuracy and excellent reproducibility.

In principle, the GTEM cell is a coaxial line expanding pyramidally and having an impedance of 50 Ω . At its end, the line is terminated by a combination of termination resistors and RF absorbers designed and constructed to match the above mentioned impedance.

The GTEM 750 has a maximum septum height of 750 mm and is suitable for emissions and immunity testing.

Standard configuration

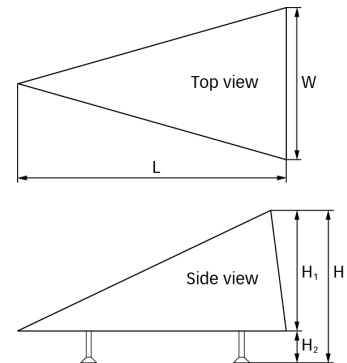
- Under-carriage with locking casters and additional supports
- Door, left or right side, clear opening of 65 cm x 50 cm
- Shielded window in door, 30 cm x 10 cm
- Door contact for free application
- EUT Box-1 with 2x 16 A filter, 1 socket inside, line safety switch, earth leakage circuit breaker, switchable illumination
- Media interface (Media S) for 3x N-type connectors and optical feed through
- Measurement report for TDR, return loss and input power requirements for 10 V/m (30 - 3000 MHz)
- Shipped disassembled, required Teseq supervisor, option ASS 750

Options

- Special filter solutions
- SSA 750, stainless steel angles option for GTEM 750, recommended for countries with high humidity like Thailand, Malaysia, Philippines...
- Additional door
- SAE opening, clear opening of 93.4 mm x 93.4 mm
- XYZ manipulator MPH 600 or MPC 600 solution
- Test house software

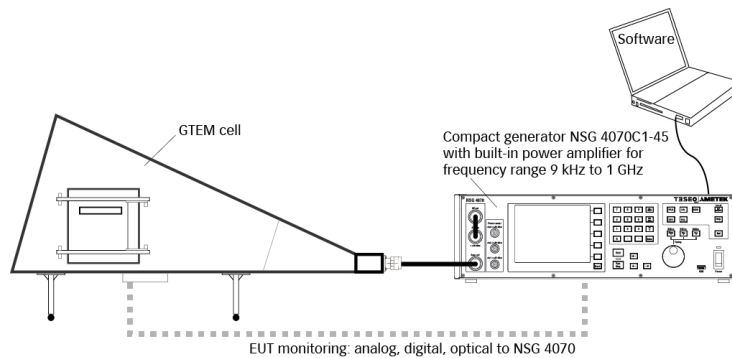
Specifications

	GTEM 750
Max. septum height	750 mm
Septum height at marker position	650 mm
EUT size (max. dimension, LxWxH in m)	0.62 x 0.62 x 0.49
EUT dimension for uniform-area 0 to 6 dB (LxWxH) in m	0.25 x 0.25 x 0.25
RF input connector	N-type
Nominal impedance	50 Ohm
Frequency range	DC up to 20 GHz
Frequency range according IEC/EN 61000-4-20	30 to 3000 MHz
Return loss / VSWR (DC to 18 GHz)	>15 dB / <1.45:1
Shielding effectiveness (30 MHz to 3 GHz)	>60 dB (typ. >80 dB)
Max input power	500 W
Required input power for 10 V/m (isotropic, 5 points, 30 to 3000 MHz)	5.5 W (1.7 W CW)
Field deviation (isotropic, 5 points, 30 to 3000 MHz)	<6 dB

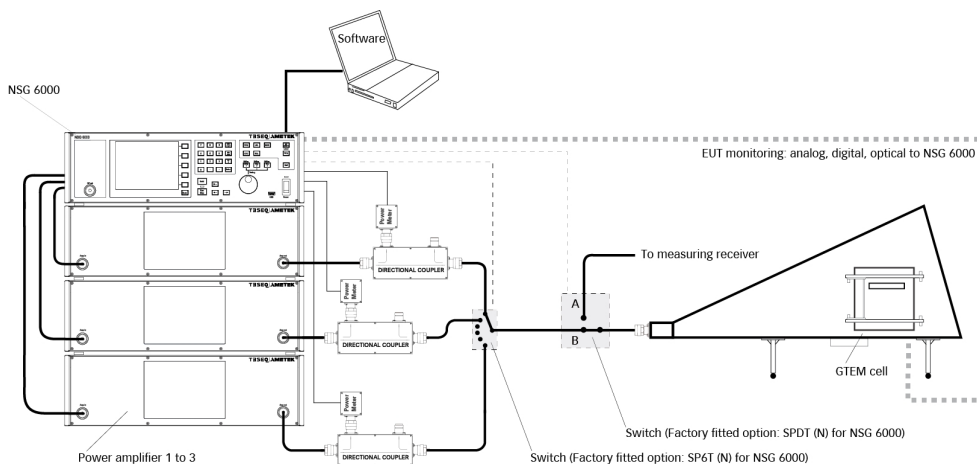


General Specifications

	GTEM 750
Dimension (LxWxH in m)	3.95 x 2.02 x 1.95
Weight	approx. 390 kg
Height H1 of cell corpus	1.38 m
Height H2 of supports	0.57 m
Door (LxH in m)	0.65 x 0.50



Example of immunity test setup 9 kHz to 1 GHz with one power amplifier



Example of test setup 9 kHz to 6 GHz with three power amplifiers and measuring receiver

Ordering information

The door side and the country version of the single phase AC socket needs to be selected.



Model No. and options (selection shown for EU only)

Description	Item No	Text
GTEM 750-L-EU	258821	GTEM with septum height 750 mm, under-carriage with locking casters, door on left side with clear opening of 65 cm x 50 cm and shielded window of 30 cm x 10 cm in door, door contact for free application, EUT Box-1 with 2x 16 A filter, 1 Schuko-socket inside, line safety switch, RCD, switchable illumination, media interface (Media S) for 3x N-type connectors and optical feed through, max. 500 W RF input power, switchable fans, shipped disassembled, required Teseq supervisor option ASS 750
GTEM 750-L-EU-MPH	258822	GTEM with septum height 750 mm, under-carriage with locking casters, door on left side with clear opening of 65 cm x 50 cm and shielded window of 30 cm x 10 cm in door, door contact for free application, EUT Box-1 with 2x 16 A filter, 1 Schuko-socket inside, line safety switch, RCD, switchable illumination, media interface (Media S) for 3x N-type connectors and optical feed through, max. 500 W RF input power, switchable fans, shipped disassembled, required Teseq supervisor option ASS 750, XYZ-manipulator handoperated included
GTEM 750-L-EU-MPC	258823	GTEM with septum height 750 mm, under-carriage with locking casters, door on left side with clear opening of 65 cm x 50 cm and shielded window of 30 cm x 10 cm in door, door contact for free application, EUT Box-1 with 2x 16 A filter, 1 Schuko-socket inside, line safety switch, RCD, switchable illumination, media interface (Media S) for 3x N-type connectors and optical feed through, max. 500 W RF input power, switchable fans, shipped disassembled, required Teseq supervisor option ASS 750, remote controlled XYZ-manipulator included
GTEM 750-R-EU	258814	GTEM with septum height 750 mm, under-carriage with locking casters, door on right side with clear opening of 65 cm x 50 cm and shielded window of 30 cm x 10 cm in door, door contact for free application, EUT Box-1 with 2x 16 A filter, 1 Schuko-socket inside, line safety switch, RCD, switchable illumination, media interface (Media S) for 3x N-type connectors and optical feed through, max. 500 W RF input power, switchable fans, shipped disassembled, required Teseq supervisor option ASS 750
GTEM 750-R-EU-MPH	258815	GTEM with septum height 750 mm, under-carriage with locking casters, door on right side with clear opening of 65 cm x 50 cm and shielded window of 30 cm x 10 cm in door, door contact for free application, EUT Box-1 with 2x 16 A filter, 1 Schuko-socket inside, line safety switch, RCD, switchable illumination, media interface (Media S) for 3x N-type connectors and optical feed through, max. 500 W RF input power, switchable fans, shipped disassembled, required Teseq supervisor option ASS 750, XYZ-manipulator handoperated included
GTEM 750-R-EU-MPC	258816	GTEM with septum height 750 mm, under-carriage with locking casters, door on right side with clear opening of 65 cm x 50 cm and shielded window of 30 cm x 10 cm in door, door contact for free application, EUT Box-1 with 2x 16 A filter, 1 Schuko-socket inside, line safety switch, RCD, switchable illumination, media interface (Media S) for 3x N-type connectors and optical feed through, max. 500 W RF input power, shipped disassembled, required Teseq supervisor option ASS 750, remote controlled XYZ-manipulator included